

COPERTINA



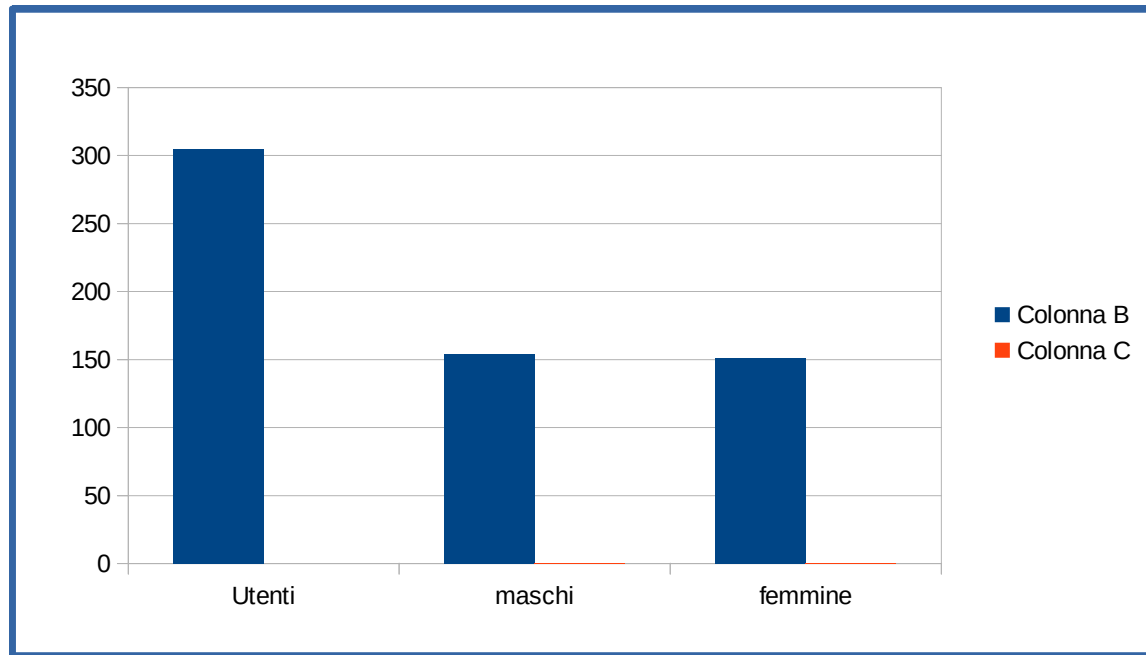
**ASSESSORATO ALLE POLITICHE EDUCATIVE**

**CENTRI ESTIVI COMUNALI 2017**

**REPORT GENERALE**

## UTENTI

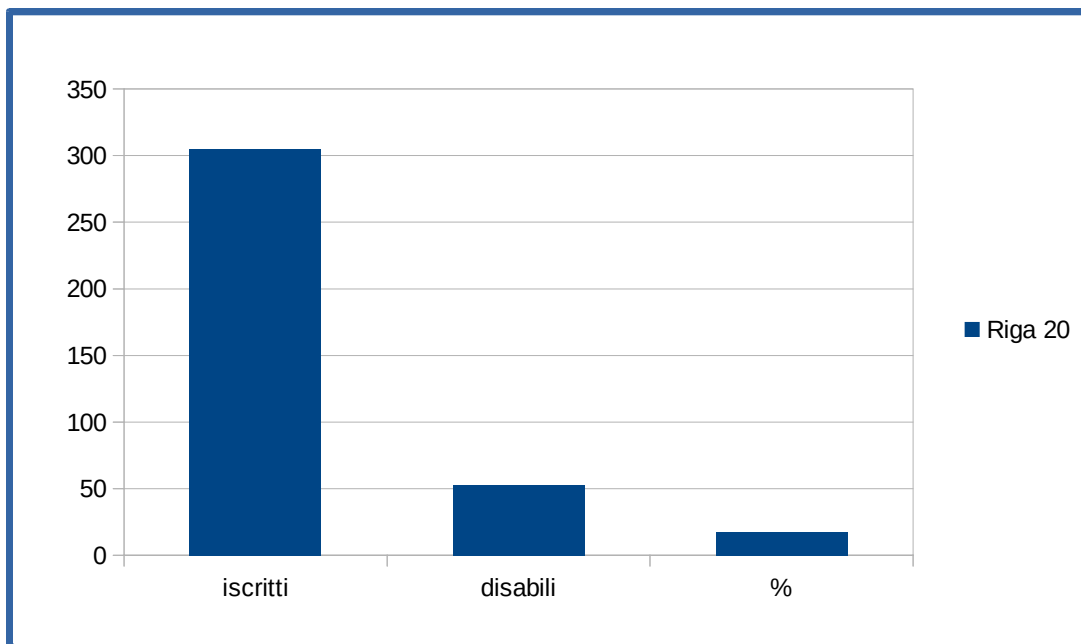
<b>Utenti</b>	<b>305</b>	
<b>maschi</b>	<b>154</b>	<b>50,49%</b>
<b>femmine</b>	<b>151</b>	<b>49,51%</b>



DIVERSAMENTI ABILI

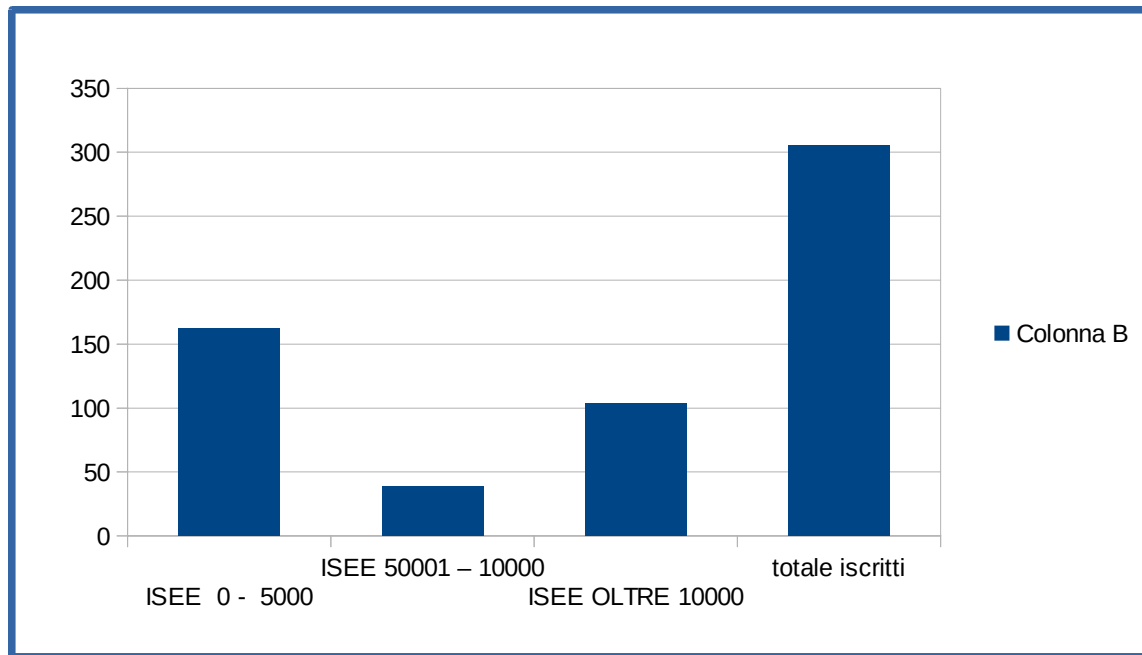
diversamente abili		percentuale sul totale
età	numeri	
3	1	
4	8	
5	1	
6	6	
7	7	
8	5	
9	3	
10	2	
11	5	
12	6	
13	2	
14	1	
15	6	
<b>totale</b>	<b>53</b>	<b>17,38%</b>

iscritti	disabili	%
305	53	17,38



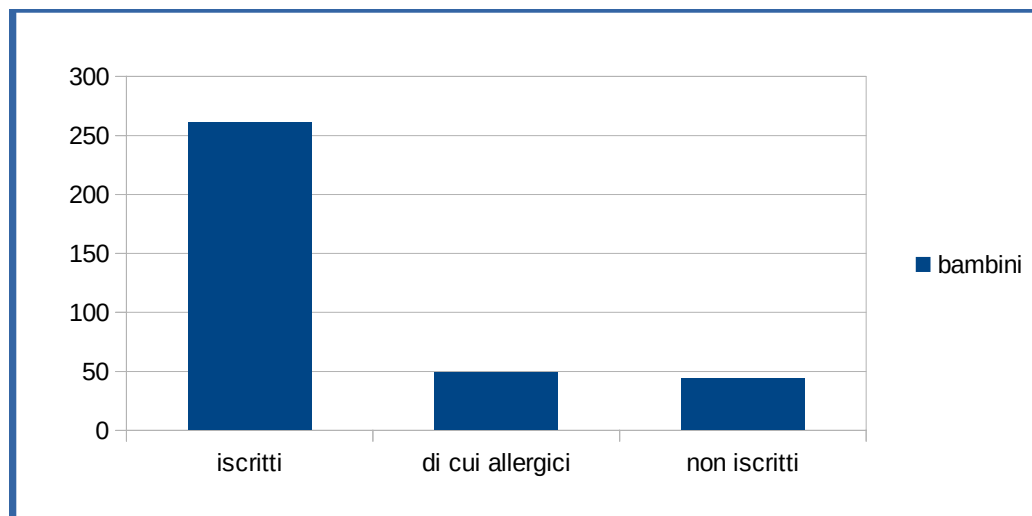
ISEE

<b>ISEE 0 - 5000</b>	<b>162</b>
<b>ISEE 50001 – 10000</b>	<b>39</b>
<b>ISEE OLTRE 10000</b>	<b>104</b>
<b>totale iscritti</b>	<b>305</b>

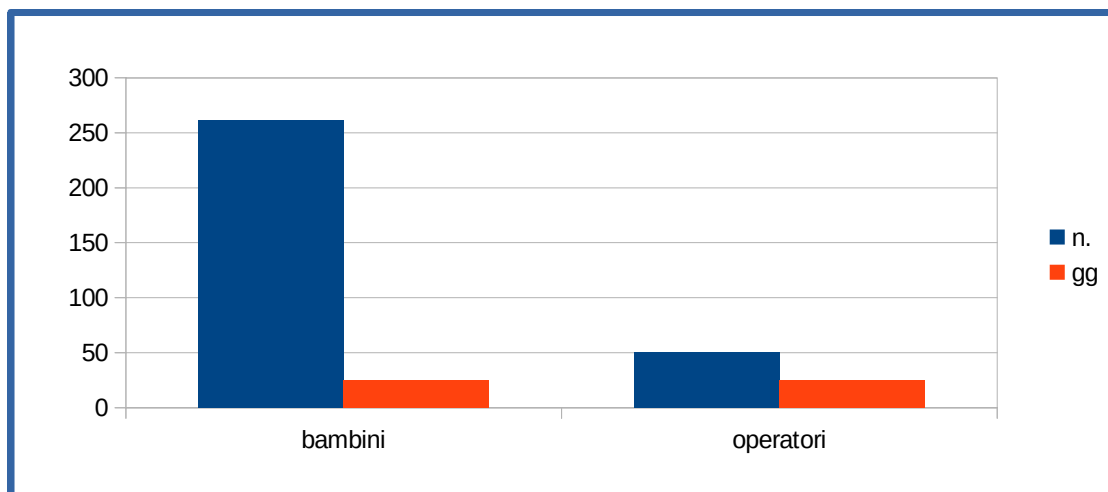


Mensa	iscritti	di cui allergici	non iscritti
bambini	261	49	44

N PASTI

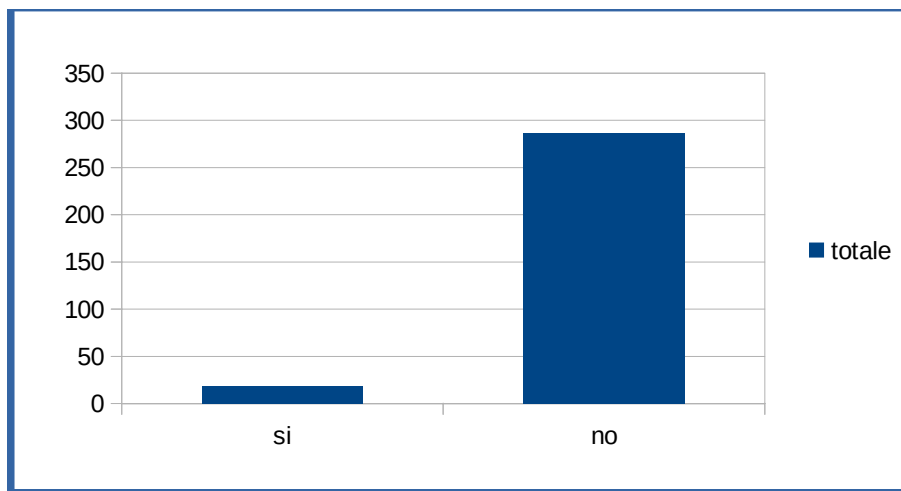


pasti erogati	n.	gg
bambini	261	25
operatori	50	25



SCUOLABUS e GITE

scuolabus	si	no
<b>totale</b>	<b>19</b>	<b>286</b>



gite	Malibù	Frasassi	Oltremare
<b>bambini partecipanti</b>	<b>303</b>	<b>134</b>	<b>192</b>

